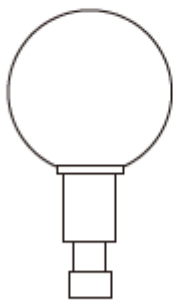
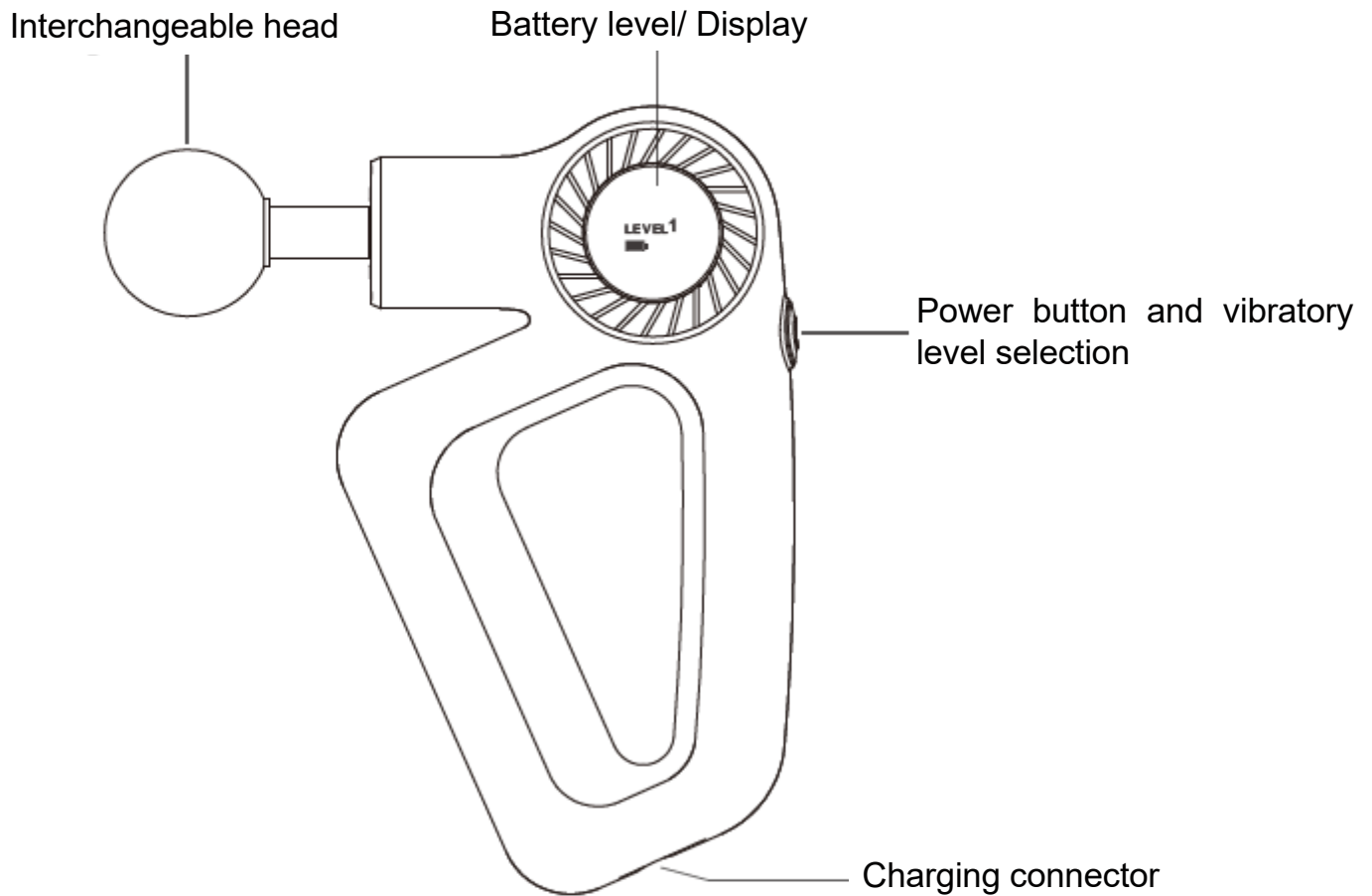


Fisio Gun Pro




USER'S MANUAL

I. Product components



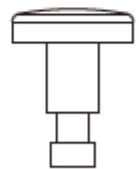
Ball head



U-shaped head



Bullet head



Flat head

II. Safety Instructions

- For use on adults. Not suitable for the elderly.
- If you are injured, this product may only be used by a professional if he considers that it can help in the improvement of your injury. Never use it on your own while injured.
- Its use must be in movement over the affected area to be effective, do not use it in one spot all the time but move it in small circles.
- Do not use the product on injured muscle tissue.
- Do not use on the skull, bone area or any hard part of the body.
- Use only on dry and clean muscle areas.
- Keep your fingers and hair away from the base of the head to avoid being pinched by the movement of the motor.
- Do not use the product on poorly muscled areas or on bony areas such as the tibia, back of the hands, top of the foot, directly on the spine or on any part of the skull. **DIRECTLY ON WEAK BONES CAN CAUSE FRACTURES.**
- Do not use on sensitive areas such as the eyes, teeth, chest on the sternum, genitals, etc....



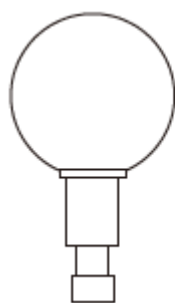
Anyone who: Are pregnant or have recently given birth, have heart problems or pacemakers, suffer from diabetes, epilepsy seizures, tumors, cancer, phlebitis and/or thrombosis, joint dysfunction, inflammation or injury, weak bones, osteoporosis, high fever, abnormal or curved spine, with blood clots, with pins/screws or with artificial joint implants or other devices implanted in their body, who are receiving medical treatment for injuries. All of them, **MUST NOT USE THIS PRODUCT.**

- If you find that using the product irritates the skin, stop using it immediately or put less pressure on the area to be relaxed.
- Stop using the product if you feel pain and consult your doctor about the problem.
- This product is designed for home use and to relax the musculature. It is not intended as a substitute for medical care. If you are in pain, consult your physician before using this product.
- Do not use heads not included in this kit.
- Do not disassemble or attempt to repair this product. Doing so improperly exposes you to possible electric shock. It can only be repaired by our service department.
- This product is not waterproof so do not expose it to water jets, do not immerse it or clean it with abundant water. To clean it, use a slightly damp cloth and then wipe it with a completely dry one.
- Do not block the air inlets of the product while it is in operation.
- Never leave the product unattended while it is charging. If you are not going to be present, unplug it. Once charged, unplug it from the charger.


- Do not leave this product in high temperature areas or in the sun for long periods of exposure.
- Do not use this product continuously for more than 30 minutes. When in use, allow the motor to rest for as long as it has been used before using it again. This will prolong the life of the product.
- Use this product only for the use described in this manual.
- Repairs outside of service may be detrimental to you and will void the product warranty.

III. How to operate

1. Please fully charge the product before use. It may take about 5 hours to fully charge.
2. To turn it on, press the power button for 3 seconds and the product will turn on.
3. It has 9 levels of intensity adjustable by pressing with a 'short click' the power button. When it reaches level 9, if you press again it will go to level 1.
4. After 15 minutes of uninterrupted use, it will stop automatically. This protection function cannot be deactivated. If you want to continue using it, please press the power button again for 3 seconds and remember not to use it without pause for more than 30 minutes and let the product rest for the same time as used before using it again.
5. Make sure that the head is properly positioned in place before starting it.
6. Includes 4 massage heads to be used according to the area of the body.
7. To put on, remove or change the head, the equipment must be turned off before performing this operation.



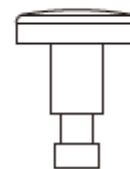
Ball head: For arm, back, buttocks, thighs and calves massage.



U-shaped head: For neck, back, Achilles tendon massage.



Bullet head: For deep tissue massage.



Flat head: For relaxing any part of the musculature.

IV. Charging the battery

- Fully charge the product before use.
- Connect the USB cable to a wall adapter.
- On the display, the battery charge indicator will indicate that the battery is charging and will stop flashing when the charge is complete.
- When the battery icon on the display has only one dash left and starts flashing intermittently, it indicates that the product needs to be charged due to low battery.
- Before charging, allow the product to cool down so that the battery is in optimal charging condition. This will extend the life of the product and prevent breakdowns.
- Do not charge the battery if it is still warm.
- Approximate charging time: 4.5h.
- When charged, please unplug it from the wall.
- It can be charged at 12v if you do not have a wall socket, but the charging time will be more hours.

V. Specifications

DIMENSIONS	255 x 148 x 70 mm
WEIGHT	875 grs
BATTERY TYPE	LI-on
MODEL	OD882
CHARGING TIME	4,5h a 220v
INPUT	5V 2A

VI. Features

Physio Gun PRO that allows to relax muscle stiffness, created for muscle massage after exercise. Helps reduce muscle stiffness and relieve muscle fatigue. Accelerates blood circulation and helps improve the overall health of the body's muscle tissues.

VIII. Warranty

We guarantee this product for 2 years against any manufacturing defects. We do not guarantee this product if:

- It has been repaired or tampered with by personnel outside our technical service.
- If it has been improperly used outside the recommendations of this user's manual.
- If it is wet inside.
- If it has been hit by a fall and this has caused damage to the interior.
- If it has been used with accessories not included in this case.
- If it has been charged at more than 220v.

IMPORTED AND DISTRIBUTED BY:

Sistemas Avantia s.l.

CIF: B85859692

Clara del Rey 55.

28020 Madrid

info@sistemasavantia.com